

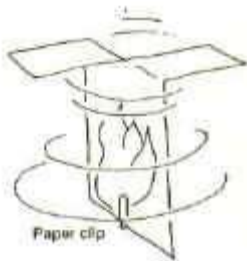


Pentecost Spinner

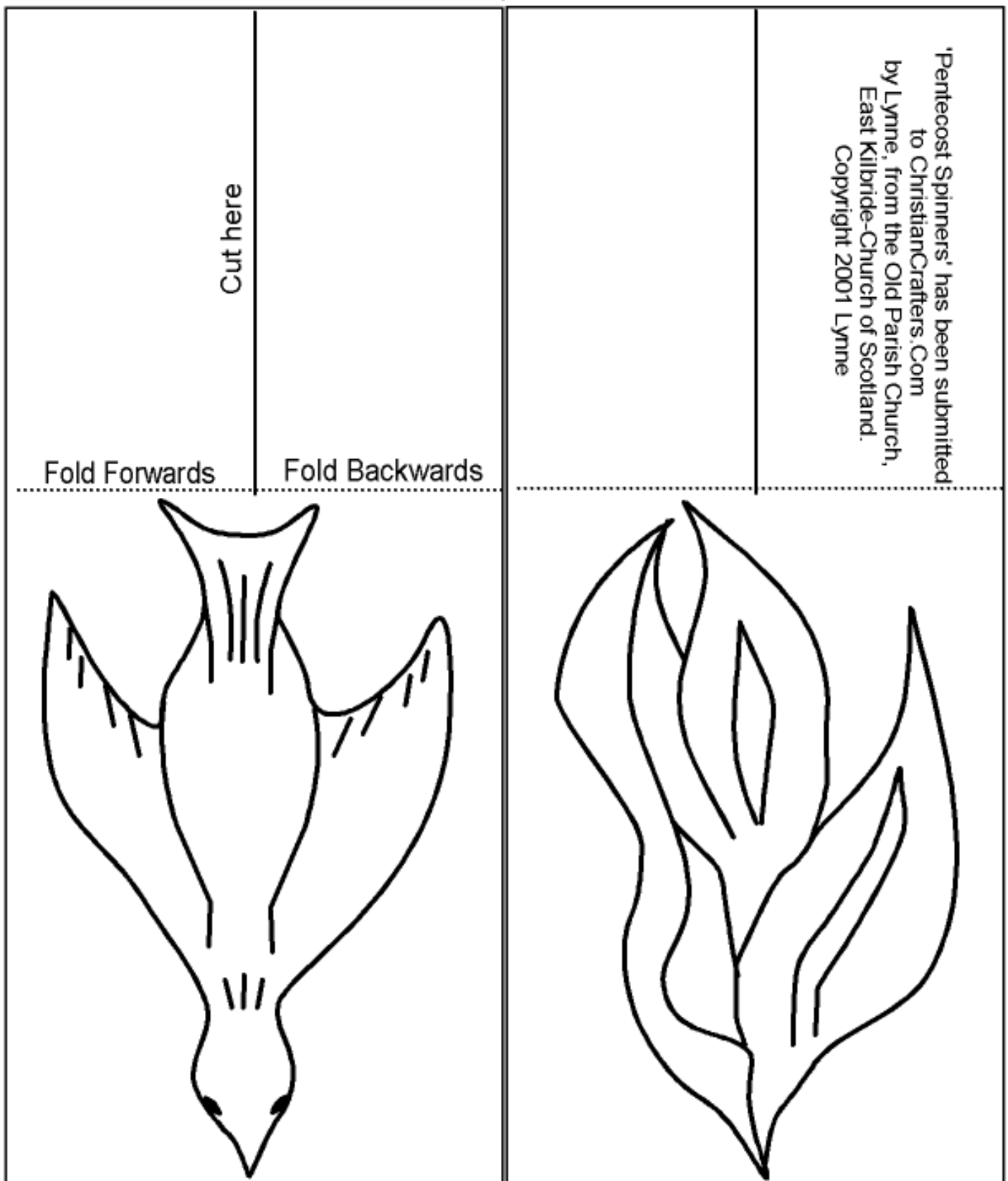
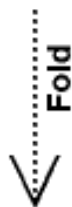
"When the day of Pentecost came, they were all together in one place. Suddenly a sound like the blowing of a rushing wind came from heaven and filled the whole house where they were sitting. They saw what seemed to be tongues of fire that separated and came to rest on each of them. All of them were filled with the Holy Spirit..." Acts 2:1-4; see also, John 1:29-34.

Lynne writes, "I teach children aged 5-8 years in the Old Parish Church in East Kilbride, Scotland. One Sunday, the kids made as many of the Pentecost Spinners as they could. The following Sunday - as part of the family Pentecost celebration service - the children took the Spinners they had made the previous week upstairs to the front of the balcony. The story of Pentecost was told and at the appropriate time in the story, the children leaned over the edge of the balcony (watch for safety) and let the flames "spin" down on the congregation below. During the next hymn "Holy Spirit, Hear Us" the children returned to their seats. It was a lot of fun and many of the parents told me that when they returned home the children continued playing with their Pentecost Spinners by standing on kitchen chairs and watching them fall to the ground!"

Once the Pentecost Spinner is coloured, cut and assembled, it should look like the illustration, below.



- 1) Print this page onto white card stock paper.
- 2) Color the dove and tongues of fire.
- 3) Fold card in half lengthwise at the arrow.
- 4) Cut out the card, and staple or glue stick shut.
- 5) Attach a paper clip where indicated.



^ Attach paper clip onto card here